

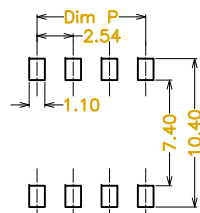
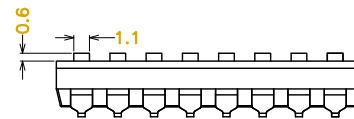
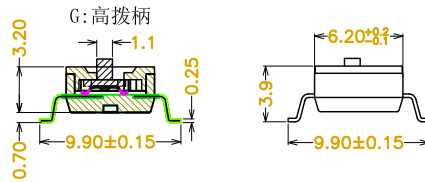
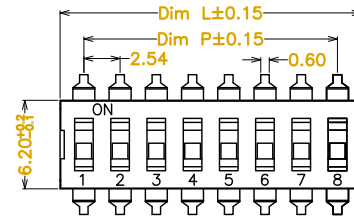
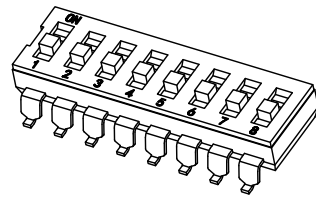
Poles	01P	02P	03P	04P	05P	06P	07P	08P	09P	10P	12P
Dim P	—	2.54	5.08	7.62	10.16	12.70	15.24	17.78	20.32	20.86	27.94
Dim L	3.96	6.50	9.04	11.58	14.12	16.66	19.20	21.74	24.28	26.82	31.90

Rev	Description	Date
0	new release	2021.12.08

Housing: Nylon 9T+30%G.F, UL94V-0  
 Contact: Phosphor bronze, Gold plated

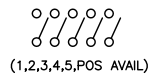
Electrical

Rated voltage: 24V/DC  
 Contact Resistance: ≤100mΩ  
 Rated current: 25mA  
 Insulation Resistance: ≥100MΩ/DC500V  
 Withstanding voltage: 500VAC/1min  
 Mechanical & operating ambient  
 Operation Temp: -20°C — +85°C  
 Mechanical life: 2000 operations Min  
 Operation force: 400gf max.



P.C.B.LAYOUT

SCHEMATIC(TYP.)



**RONMEE** 榮國工業股份有限公司  
**Ronmee Industrial Corporation**

Tolerance	Projection	DIP Switch		
	Angle ± 5°			
x. ±0.50	Drawn: Joey.Lin	P/N: DRM-08P		
x. x ±0.30	Checked: C.L.Jang	File No:		
x. x. x ±0.10	Approved: R.X.Lin	Unit: mm.	Scale: 1/1.	Size: A4.
x° ±1°				