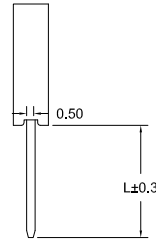
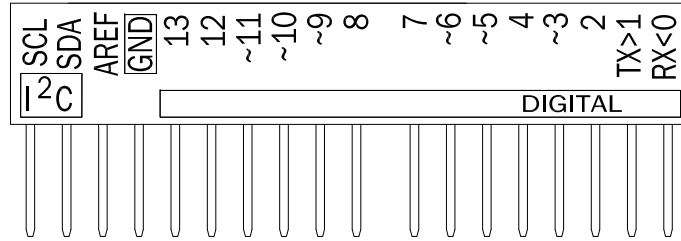


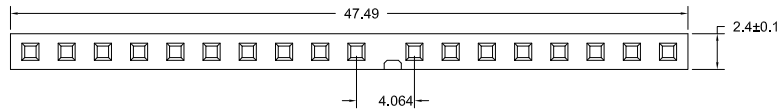
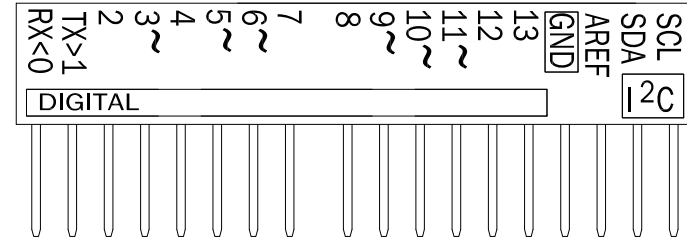


Rev	Description	Date
0	New Release	12/12/21

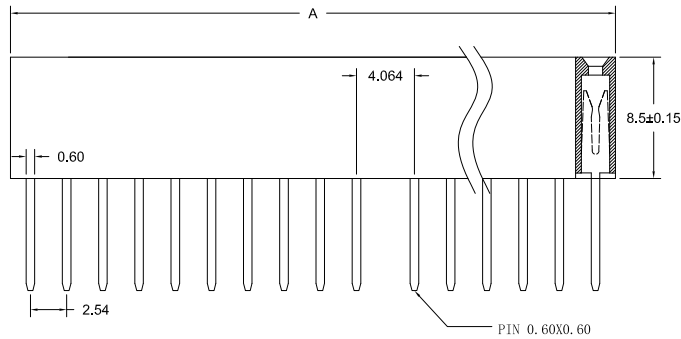
10+8 Outside 外側



L=14.3
L=19.0



PCB LAYOUT



Material:

Insulator: UL94V-0,Black
Contacts: Brass

Finish:

Contact Plating:
1U" Au over 50u"Ni

Specification:

Contact Resistance:20mΩ Max.
Insulator Resistance:1000MΩ Min.
Withstanding Voltage:AC 1000V
Currnt Rating:3 AMP
Operating Temperature:-40℃ to +105℃

Part No.	L
FH-10+8-M	14.3mm
FH-10+8-L	19.0mm

RONMEE

榮國工業股份有限公司
Ronmee Industrial Corporation

Tolerance Angle ± 5° x. ±0.50 x. x ±0.30 x. x. x ±0.10 x° ±1°	Projection 	2.54mm Combined Female Header, 10+8P Straight, Insulator 8.5mm, Tail 14.3/19.0mm		
	Drawn: Joey.Lin	P/ N : FH-10+8-X		
	Checked: C.L.Jang	File No: FH-10+8-X		
	Approved: R.X.Lin	Unit: mm.	Sheet : 1/1.	Size: A4.